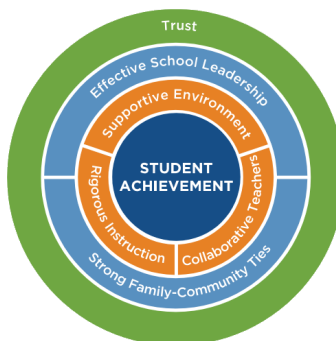


Mott Haven Academy Charter School (84X394)

Overall School Ratings

Due to COVID-19, ratings are not available for any schools for the 2021-22 school year.

- Student Achievement
- Rigorous Instruction
- Collaborative Teachers
- Supportive Environment
- Effective School Leadership
- Strong Family-Community Ties
- Trust



Framework for Great Schools

Research shows that schools strong in the six areas are far more likely to improve student learning.

School Info

General Information

School website: havenacademy.org
 Principal: Jessica Nauiokas/Ashlyn Rector
 Grades served: PK,0K,01,02,03,04,05,06,07,08,SE
 Enrollment: 455
 Shared space: No
 Elementary school admissions methods*: N/A
 Middle school admissions methods: N/A

Student Demographics

Asian: <1%
 Black: 24%
 Hispanic or Latinx: 72%
 Native American: 1%
 Native Hawaiian/Pacific Islander: <1%
 White: <1%
 English language learners: 15%
 Students with IEPs: 25%
 Female: 53%
 Male: 47%
 Neither female nor male: 0%

Teacher Demographics

Asian: N/A (fewer than 5 teachers)
 Black: 18%
 Hispanic or Latinx: 30%
 Native American: 0%
 Native Hawaiian/Pacific Islander: N/A (fewer than 5 teachers)
 White: 48%

Staff Experience

Years of experience as principal at this school: 23
 Teachers with three or more years of experience: 93%


Location



170 Brown Place
 Bronx, NY 10454
 Phone: 718-292-7015

Activities and Sports

Students say that this school offers a wide enough variety of programs, classes, and activities to keep them interested in school.



Extracurricular Activities

Afterschool, band, chorus, dance, theater, student council, yearbook, basketball

DOE Programs and State Designation

NYSED "Good Standing"; DYCD: COMPASS/SONYC

School Overview

Haven Academy is redefining school by intentionally designing spaces and programs to meet the academic and social-emotional needs of all children, with a focus on those impacted by the child welfare system. United with our scholars and their families, we aim to dismantle systemic barriers to success through comprehensive support services, responsive curriculum, predictability, and an emphasis on voice and choice. We lead with empathy and forge deep relationships to build a better future in service of our resilient, resourceful, and independent scholars.

Frequently Attended High Schools

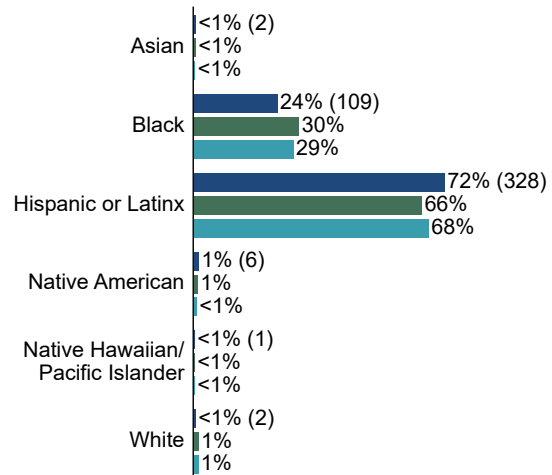
Which high schools did students from this school most frequently attend?

14%	University Prep Charter High School
8%	South Bronx Community Charter School
6%	Central Park East High School
6%	Aeci II: Nyc Charter High School For Computer Engineering And Innovation
4%	Innovation Charter High School

Surrounding Demographics

(Number of students in subgroup is in parentheses)

- Percent of students enrolled at this school
- Percent of students enrolled in District 07 elementary and middle schools
- Percent of grade K-8 public school students living within 0.5 miles



Student Achievement

Overall Rating for Student Achievement

N/A

The **Student Achievement** rating looks at this school's State test results, including student growth and performance; how students performed in core courses; and how well students are prepared for high school.

Due to COVID-19, ratings are not available for any schools for the 2021-22 school year.

English


Performance on State Tests

37% of students at this school met State standards on the State English test; the average score was 2.7 out of 4.5

Performance on State Tests by Subgroups

What percentage of different groups of students met State standards (scored a 3 or 4) on the State English test?

(Total number of test takers in the subgroup is in parentheses)



Growth on State Tests

How well did this school help students improve on their State English tests?

All students at this school	N/A
School's lowest performing students	N/A

Over the past two years, how did each eighth grade students' State test scores compare to their own scores from when they were in fifth grade?

Fifth-grade test scores	Eighth-grade test scores
Level 3 or 4	82% scored 3 or 4
Level 2	41% scored 3 or 4
Level 1	N/A scored 2, 3, or 4

Math


Performance on State Tests

26% of students at this school met State standards on the State math test; the average score was 2.4 out of 4.5

Performance on State Tests by Subgroups

What percentage of different groups of students met State standards (scored a 3 or 4) on the State math test?

(Total number of test takers in the subgroup is in parentheses)



Growth on State Tests

How well did this school help students improve on their State math tests?

All students at this school	N/A
School's lowest performing students	N/A

Over the past two years, how did each eighth grade students' State test scores compare to their own scores from when they were in fifth grade?

Fifth-grade test scores	Eighth-grade test scores
Level 3 or 4	26% scored 3 or 4
Level 2	N/A scored 3 or 4
Level 1	N/A scored 2, 3, or 4

Passing Courses

Core Courses

99% pass rate by this school's students in their math, English, social studies, and science classes

Next Level Readiness

91% of this school's former eighth graders earned enough high school credit in ninth grade to be on track for graduation

Rigorous Instruction

Overall Rating for Rigorous Instruction

N/A

The **Rigorous Instruction** rating looks at how well curriculum and instruction are designed to engage students, foster critical thinking skills, and are aligned to the Common Core.

Due to COVID-19, ratings are not available for any schools for the 2021-22 school year.

Quality Review

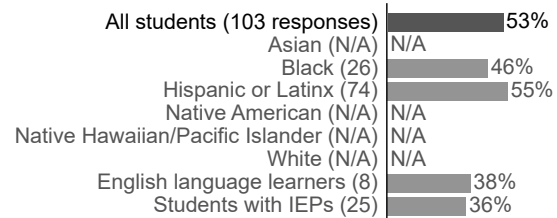
Charter schools do not receive Quality Reviews from New York City. Instead, they are monitored and evaluated by authorizers. This school's authorizer is **New York City Department of Education - Chancellor**. [Charter school reports produced by the authorizer are available at its website. \(infohub.nycdoe.org/reports-and-policies/school-quality/charter-school-renewal-reports\).](https://infohub.nycdoe.org/reports-and-policies/school-quality/charter-school-renewal-reports)

School Survey


80% responded positively to questions about Rigorous Instruction

Selected Questions about Rigorous Instruction

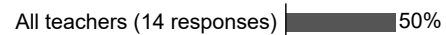
Students say that they learn a lot from feedback on their work.



Students know what their teacher wants them to learn in class.



Teachers say that students build on each other's ideas during class discussion.



Survey Response Rates

Parents: 51% (243 surveys submitted)

Teachers: 28% (15 surveys submitted)

Students: 70% (106 surveys submitted)

[View responses to all of the NYC survey questions \(secure.panoramaed.com/nycdoe/understand/19051692/summary?auth_token=NeMqBRG7xyKtyeqmK_Nd&project_id=17745\).](https://secure.panoramaed.com/nycdoe/understand/19051692/summary?auth_token=NeMqBRG7xyKtyeqmK_Nd&project_id=17745)

Collaborative Teachers

Overall Rating for Collaborative Teachers

N/A

The **Collaborative Teachers** rating looks at how well teachers participate in opportunities to develop, grow, and contribute to the continuous improvement of the school community.

Due to COVID-19, ratings are not available for any schools for the 2021-22 school year.

Quality Review

Charter schools do not receive Quality Reviews from New York City. Instead, they are monitored and evaluated by authorizers. This school's authorizer is **New York City Department of Education - Chancellor**. [Charter school reports produced by the authorizer are available at its website. \(infohub.nycdoe.org/reports-and-policies/school-quality/charter-school-renewal-reports\).](https://infohub.nycdoe.org/reports-and-policies/school-quality/charter-school-renewal-reports)

School Survey

84% responded positively to questions about Collaborative Teachers

Selected Questions about Collaborative Teachers

Teachers say that they design instructional programs (for example, lessons and units) together.

All teachers (15 responses) 93%

Teachers say that their professional development experiences this year have included opportunities to engage in inquiry-based, professional collaboration with peers and/or mentors from their school.

All teachers (15 responses) 73%

Teachers say that teachers feel responsible that all students learn.

All teachers (15 responses) 87%

Survey Response Rates

Parents: 51% (243 surveys submitted)

Teachers: 28% (15 surveys submitted)

Students: 70% (106 surveys submitted)

[View responses to all of the NYC survey questions \(secure.panoramaed.com/nycdoe/understand/19051692/summary?auth_token=NeMqBRG7xyKtyeqmK_Nd&project_id=17745\).](https://secure.panoramaed.com/nycdoe/understand/19051692/summary?auth_token=NeMqBRG7xyKtyeqmK_Nd&project_id=17745)

Supportive Environment

Overall Rating for Supportive Environment

N/A

The **Supportive Environment** rating looks at how well the school establishes a culture where students feel safe, challenged to grow, and supported to meet high expectations.

Due to COVID-19, ratings are not available for any schools for the 2021-22 school year.

Quality Review

Charter schools do not receive Quality Reviews from New York City. Instead, they are monitored and evaluated by authorizers. This school's authorizer is **New York City Department of Education - Chancellor**. [Charter school reports produced by the authorizer are available at its website. \(infohub.nyced.org/reports-and-policies/school-quality/charter-school-renewal-reports\)](https://infohub.nyced.org/reports-and-policies/school-quality/charter-school-renewal-reports)

Attendance

Student attendance: 84%
 Students chronically absent: 61%
 Teacher attendance: 95%

Students with Individualized Education Programs (IEPs)

Movement of students with special needs to less restrictive environments
 N/A

What percentage of students with IEPs received their recommended special education programs?
 N/A received in full
 N/A received in part
 N/A did not receive


What percentage of students with IEPs received their recommended related services (such as counseling or speech, occupational or physical therapy)?
 N/A received in full
 N/A received in part
 N/A did not receive

School Survey


78% responded positively to questions about Supportive Environment

Selected Questions about Supportive Environment


Students feel safe in the hallways, bathrooms, locker rooms, and cafeteria.



Students say that their teachers support them when they are upset.




Middle school students say that their school provides guidance for the application process for high school.




Selected Questions about Social-Emotional Well-Being

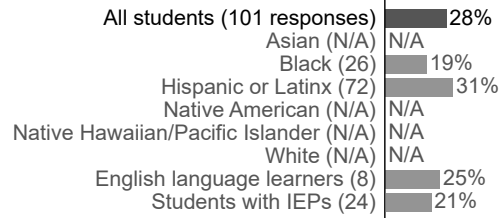
Families say that their school will make them aware if there are any concerns about their child's social or emotional well-being.



Students say that they are presented with positive images of people from a variety of races, ethnicities, cultures and backgrounds.



Students say they did not feel stressed out when learning during this school year.



Effective School Leadership

Overall Rating for Effective School Leadership

N/A

The **Effective School Leadership** rating looks at how well school leadership inspires the school community with a clear instructional vision and effectively distributes leadership to realize this vision.

Due to COVID-19, ratings are not available for any schools for the 2021-22 school year.

Quality Review

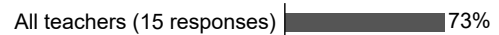
Charter schools do not receive Quality Reviews from New York City. Instead, they are monitored and evaluated by authorizers. This school's authorizer is **New York City Department of Education - Chancellor**. [Charter school reports produced by the authorizer are available at its website. \(infohub.nyced.org/reports-and-policies/school-quality/charter-school-renewal-reports\)](https://infohub.nyced.org/reports-and-policies/school-quality/charter-school-renewal-reports)

School Survey

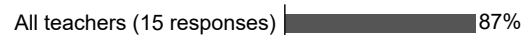
83% responded positively to questions about Effective School Leadership

Selected Questions about Effective School Leadership


Teachers say that the principal communicates a clear vision for their school.



Teachers say that at their school curriculum, instruction, and learning materials are well coordinated across different grade levels.



Families feel that the principal works to create a sense of community in the school.



Survey Response Rates

Parents: 51% (243 surveys submitted)
 Teachers: 28% (15 surveys submitted)
 Students: 70% (106 surveys submitted)

[View responses to all of the NYC survey questions \(secure.panoramaed.com/nycdoe/understand/19051692/summary?auth_token=NeMqBRG7xyKtyeqmK_Nd&project_id=17745\)](https://secure.panoramaed.com/nycdoe/understand/19051692/summary?auth_token=NeMqBRG7xyKtyeqmK_Nd&project_id=17745)

Strong Family-Community Ties

Overall Rating for Strong Family-Community Ties

N/A

The **Strong Family-Community Ties** rating looks at how well the school forms effective partnerships with families and outside organizations to improve the school.

Due to COVID-19, ratings are not available for any schools for the 2021-22 school year.

Quality Review


Charter schools do not receive Quality Reviews from New York City. Instead, they are monitored and evaluated by authorizers. This school's authorizer is **New York City Department of Education - Chancellor**. [Charter school reports produced by the authorizer are available at its website. \(infohub.nyced.org/reports-and-policies/school-quality/charter-school-renewal-reports\).](https://infohub.nyced.org/reports-and-policies/school-quality/charter-school-renewal-reports)

School Survey


95% responded positively to questions about Strong Family-Community Ties

Selected Questions about Strong Family-Community Ties

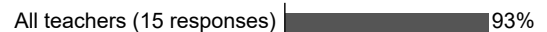
Families say that school staff regularly communicate with them about how families can help their child learn.



Families say that they have communicated with their child's teacher about their child's performance.



Teachers say that teachers at their school work closely with families to meet students' needs.



Survey Response Rates

Parents: 51% (243 surveys submitted)

Teachers: 28% (15 surveys submitted)

Students: 70% (106 surveys submitted)

[View responses to all of the NYC survey questions \(secure.panoramaed.com/nycdoe/understand/19051692/summary?auth_token=NeMqBRG7xyKtyeqmK_Nd&project_id=17745\).](https://secure.panoramaed.com/nycdoe/understand/19051692/summary?auth_token=NeMqBRG7xyKtyeqmK_Nd&project_id=17745)

Trust

Overall Rating for Trust

N/A

The **Trust** rating looks at whether relationships between school leaders, teachers, students, and families are based on trust and respect.

Due to COVID-19, ratings are not available for any schools for the 2021-22 school year.

School Survey


86% responded positively to questions about Trust

Selected Questions about Trust

Teachers say that they trust the principal.

All teachers (15 responses)  80%


Teachers say that they trust each other.

All teachers (15 responses)  80%


School Survey (continued)

Selected Questions about Trust

Families say that school staff work hard to build trusting relationships with families like them.



Students say that their teachers treat them with respect.



Survey Response Rates

Parents: 51% (243 surveys submitted)

Teachers: 28% (15 surveys submitted)

Students: 70% (106 surveys submitted)

[View responses to all of the NYC survey questions \(secure.panoramaed.com/nycdoe/understand/19051692/summary?auth_token=NeMqBRG7xyKtyeqmK_Nd&project_id=17745\)](https://secure.panoramaed.com/nycdoe/understand/19051692/summary?auth_token=NeMqBRG7xyKtyeqmK_Nd&project_id=17745)

Looking for more?

- [View responses to all of the NYC School Survey questions \(secure.panoramaed.com/nycdoe/understand/19051692/summary?auth_token=NeMqBRG7xyKtyeqmK_Nd&project_id=17745\)](https://secure.panoramaed.com/nycdoe/understand/19051692/summary?auth_token=NeMqBRG7xyKtyeqmK_Nd&project_id=17745) for the 2021-22 school year
- Find multi-year data on the [School Performance Dashboard \(tools.nycenet.edu/dashboard/#dbn=84X394&report_type=EMS\)](https://tools.nycenet.edu/dashboard/#dbn=84X394&report_type=EMS)
- Apply online through the [MySchools kindergarten directory \(www.myschools.nyc/en/schools/kindergarten/\)](https://www.myschools.nyc/en/schools/kindergarten/) or the [MySchools middle school directory \(www.myschools.nyc/en/schools/middle-school/\)](https://www.myschools.nyc/en/schools/middle-school/)

* This information is from the 2020-21 school year.