

(84X394)

Mott Haven Academy Charter School

Elementary School Quality Snapshot

The School Quality Snapshot provides a summary of key information about this school. For more information, please see:

School Quality Guide: <http://schools.nyc.gov/Accountability/default.htm>

Quality Review: <http://schools.nyc.gov/Accountability/tools/review/default.htm>

NYC School Survey: http://schools.nyc.gov/OA/SchoolReports/2013-14/Survey_2014_X394.pdf

Kindergarten Directory: <http://schools.nyc.gov/community/planning/charters/Directory.htm>

For more information about this document, please see the Family Guide to the School Quality Snapshot:
<http://schools.nyc.gov/NR/rdonlyres/C064A221-4600-4E0B-AD47-C1E2C0BBB633/0/FamilyGuideElementarySchool.pdf>

2013-2014

The School Quality Snapshot provides families with information about the quality of a school by taking a balanced look at the school’s practices, environment, and performance. The report is based on multiple measures, including a review by an experienced educator, survey responses of teachers and parents, and a variety of achievement and progress measures. The report also helps families identify what the school is doing well and areas for doing better.

This report, along with the Kindergarten Directory, can help families with the school admissions process by helping them identify which schools best meet the interests and needs of their child. The Snapshot also provides useful information to families about their child’s current school so that families can have meaningful conversations with school leaders about how to make the school a better place to learn.

General Information

Address	170 Brown Place Bronx NY 10454
Phone	718-292-7015
Website	www.havenacademy.org
Grades Served	0K,01,02,03,04,05,SE
Report Type	Elementary
Enrollment	274
Student Demographics	Asian: 0% Black: 30% Hispanic: 68% White: 1%
English Language Learners	14%
Students with Special Needs	22%
Student Attendance	93%
Teacher Attendance	Pending
Principal	Jessica Nauiokas
Years of Principal Experience at This School	N/A
Shared Space	No
Admissions Methods	Lottery Preference

KEY:



QUALITY REVIEW

This section is not applicable for public charter schools. Every charter school is monitored and evaluated by its authorizer to ensure it is meeting appropriate performance goals, delivering its proposed educational program and is in compliance with all applicable laws. Each authorizer produces reports with performance information for its charter schools. This school’s authorizer is New York City Department of Education - Chancellor . Performance reports can be found on the authorizer’s website: schools.nyc.gov/community/planning/charters/Schools/Performance+Reports.htm

Most Recent Quality Review:

Quality Review information is not available

Principal at Time of Review:

Not available

How interesting and challenging is the curriculum?

N/A

How effective is the teaching and learning?

N/A

How well does the school assess what students are learning?

N/A

How clearly are high expectations communicated to students and staff?

N/A

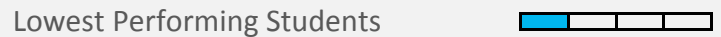

How well do teachers work with each other?

N/A

STUDENT PROGRESS

How much students at this school are learning each year. It is determined by comparing each student's test score in 2014 to the test scores of other students with the same test score in 2013 to see how much the student has grown academically.

Improvement on the State English test



Improvement on the State math test



STUDENT ACHIEVEMENT

Student performance on the State tests in English and math; and achievement in middle school after leaving this school

24% met State standards on the State English test; the average score at this school was 2.5 out of 4.5

City Average: 30% District Average: 10%

50% met State standards on the State math test; the average score at this school was 3.0 out of 4.5

City Average: 39% District Average: 16%

89% was the pass rate by this school's former 5th graders in their 6th grade courses in math, English, social studies, and science

City Average: 93% District Average: 90%

SCHOOL ENVIRONMENT

What it is like to be at this school. Parent and teacher satisfaction based on the NYC School Survey.

98% of parents are satisfied with the education that their child has received

City Average: District Average:

99% of parents feel that the school offers a wide enough variety of courses, extracurricular activities, and services

City Average: District Average:

90% of teachers feel that order and discipline are maintained at this school

City Average: District Average:

86% of teachers agree that leaders of this school place a high priority on the quality of teaching

City Average: District Average:

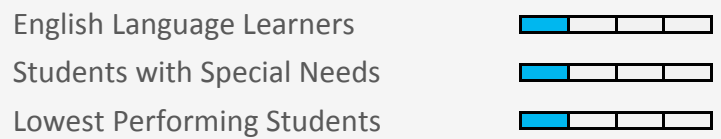
80% of teachers would recommend this school to parents

City Average: District Average:

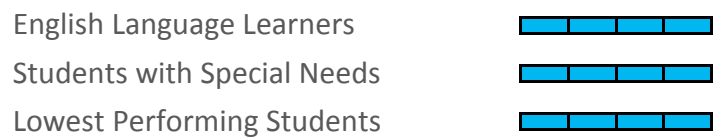
CLOSING THE ACHIEVEMENT GAP

How well this school is serving English Language Learners, students with special needs, and students with low past performance. This is based on progress on the state test: comparing the 2014 test scores for each student to other students with the same test score in 2013 to see how much each student has grown academically.

Improvement by student group on the State English test compared to other students who scored at the same level last year



Improvement by student group on the State math test compared to other students who scored at the same level last year



Movement of students with special needs to less restrictive environments



Which middle schools do students from this school most frequently attend?

- 11% South Bronx Academy for Applied Media
- 8% PS 5 Port Morris
- 8% The Urban Assembly Bronx Academy of Letters
- 5% South Bronx Preparatory: A College Board School
- 5% Academy of Applied Mathematics and Technology